



**District Report Card: 2017**


<b>State:</b> Nagaland	<b>District:</b> Zunheboto
<b>Class:</b> 5	<b>Subject:</b> Language
<b>Schools:</b> 30	<b>Students:</b> 227


**Participation/Coverage**


**Students**

<div>GENDER</div> <div></div>	Boys				Girls			
	Number		%		Number		%	
	112		49.34		115		50.66	

<div>AREA</div> <div></div>	Rural				Urban			
	Number		%		Number		%	
	166		73.13		61		26.87	

<div>CATEGORY</div> <div></div>	SC		ST		OBC		GEN	
	Number	%	Number	%	Number	%	Number	%
	0	0.00	227	100.00	0	0.00	0	0.00

<div>CWSN</div> <div></div>	LD	VI	HI	S&LD	ID	Oth
	0	1	0	0	0	0

<div>Management</div> <div></div>	Government			Government-aided		
	Number		%	Number		%
	227		100.00	0		0.00

**Average Performance of Students in Language (%)**

Overall	Gender		Area		Management		Social Group			
	Male	Female	Rural	Urban	Govt.	Aided	SC	ST	OBC	GEN
65.90	66.96	64.87	65.22	67.76	65.90	0.00	0.00	65.90	0.00	0.00

## Performance on Learning Outcomes (LOs)

Learning Outcomes	Description	Average Performance(%)
L504	Reads and comprehends independently storybooks, news items/ headlines, advertisements etc.	57.97
L508	Reads text with comprehension, locates details and sequence of events	69.87

Range of Performance of Students who Answered Correctly							
Below 30%		30% - 50%		50% - 75%		Above 75%	
Number	%	Number	%	Number	%	Number	%
14	6.17	41	18.06	94	41.41	78	34.36

## Lowest Performing Learning Outcomes (LOs)

- 1 - Reads and comprehends independently storybooks, news items/ headlines, advertisements etc. (57.97)
- 2 - Reads text with comprehension, locates details and sequence of events (69.87)